



## Fund Past Performance Information

Past performance information for all of Acorn Life's investment funds is included below. This information is provided as at January 2026.

**Please click on the fund name below to bring you to graph for the relevant investment fund.**

### Contents

**Managed Fund Past Performance Information**

**Managed Growth Fund Past Performance Information**

**Managed High Equity Fund Past Performance Information**

**Deposit Fund Past Performance Information**

**Cautiously Managed Fund Past Performance Information**

**Global Property Fund Past Performance Information**

**Target Return Fund Past Performance Information**

**Cautious Select Fund Past Performance Information**

**Moderate Select Fund Past Performance Information**

**Diversified Select Fund Past Performance Information**

**Dynamic Select Fund Past Performance Information**

**Adventurous Select Fund Past Performance Information**

**Diversified Multi-Manager Fund Past Performance Information**

**Dynamic Multi-Manager Fund Past Performance Information**

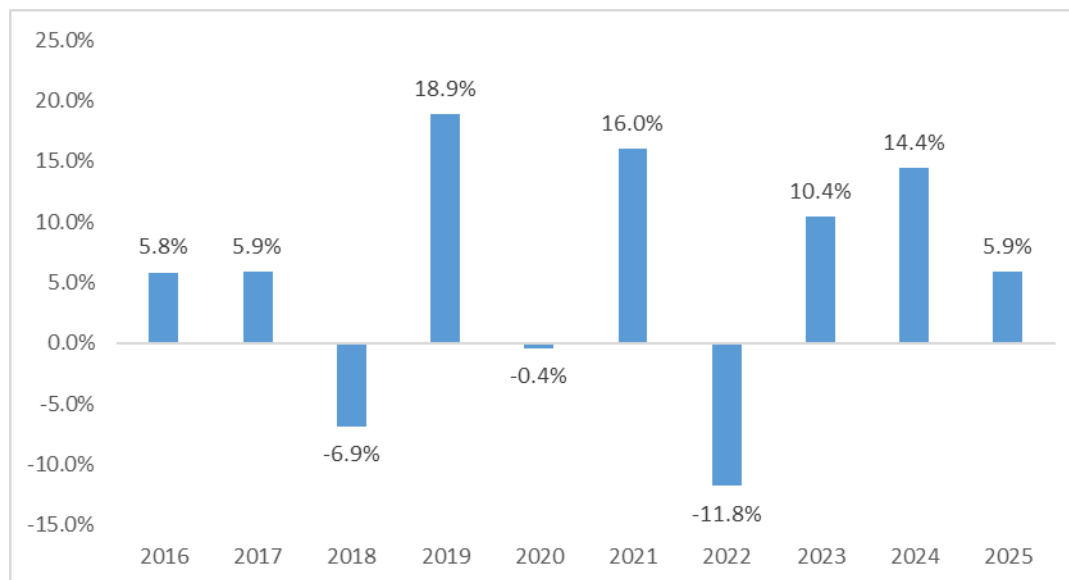
## Managed Fund – Past Performance Information

This fund is managed on behalf of Acorn Life DAC by HSBC Global Asset Management (UK) Limited, the global investment solutions provider of the HSBC Group.

### Past Performance Chart

This chart shows the fund's performance as the percentage loss or gain per year over the last 10 years.

Performance is shown after deduction of ongoing charges. Any entry and exit charges are excluded from the calculation.



### Warning

**Past performance is not a reliable indicator of future performance. Markets could develop very differently in the future. It can help you to assess how the fund has been managed in the past.**

### Notes

- This fund was launched in July 1989.
- Performance data has been calculated in EUR.

This document should be read in conjunction with the fund's Key Information Document.

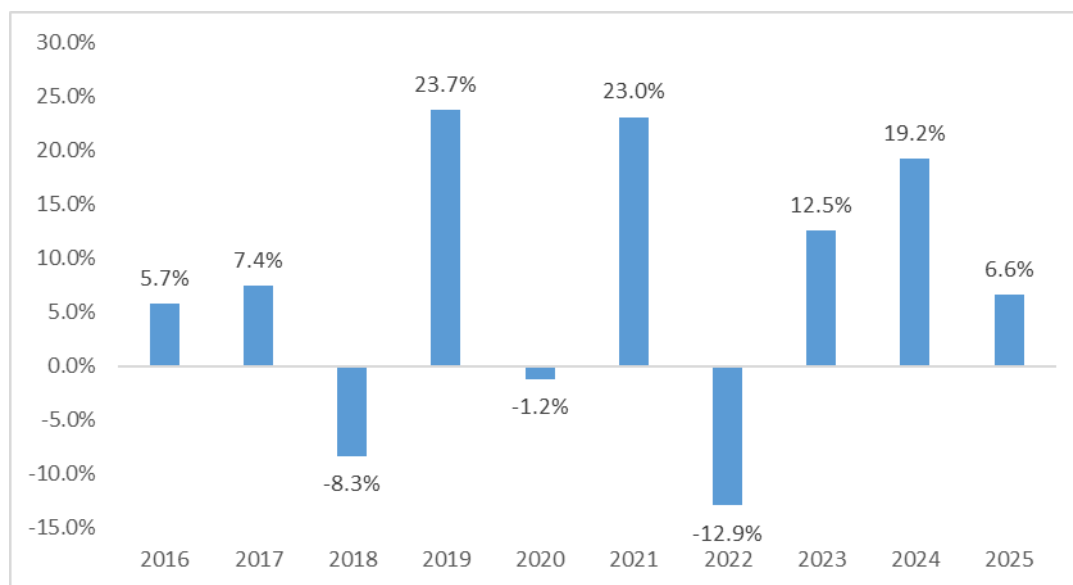
## Managed Growth Fund Past Performance Information

This fund is managed on behalf of Acorn Life DAC by HSBC Global Asset Management (UK) Limited, the global investment solutions provider of the HSBC Group.

### Past Performance Chart

This chart shows the fund's performance as the percentage loss or gain per year over the last 10 years.

Performance is shown after deduction of ongoing charges. Any entry and exit charges are excluded from the calculation.



### Warning

Past performance is not a reliable indicator of future performance. Markets could develop very differently in the future. It can help you to assess how the fund has been managed in the past.

### Notes

- This fund was launched in July 1989.
- Performance data has been calculated in EUR.

This document should be read in conjunction with the fund's Key Information Document.

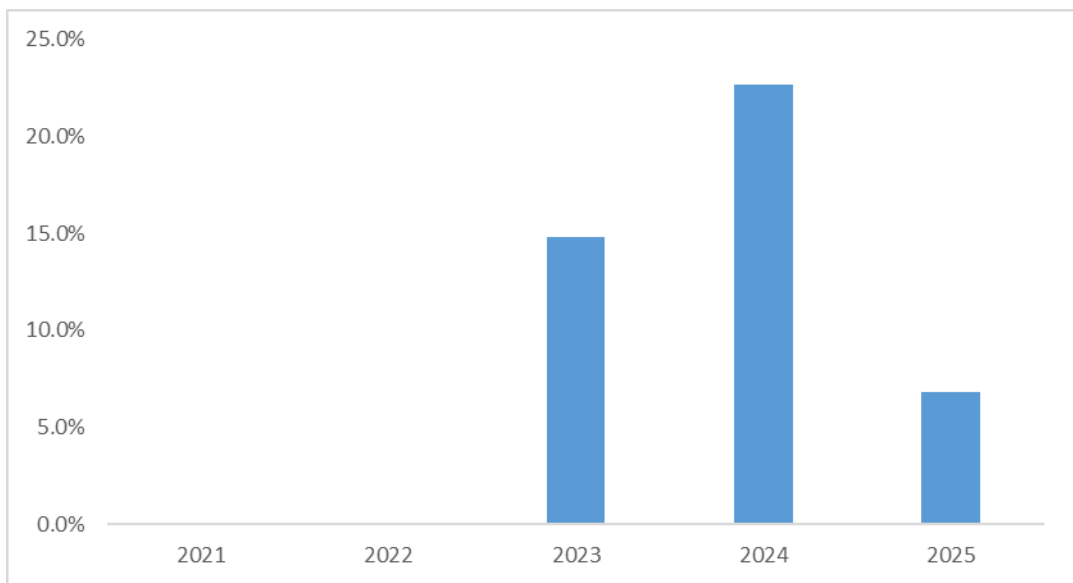
## Managed High Equity Fund Past Performance Information

This fund is managed on behalf of Acorn Life DAC by HSBC Global Asset Management (UK) Limited, the global investment solutions provider of the HSBC Group.

### Past Performance Chart

This chart shows the fund's performance as the percentage loss or gain per year over the last 3 years.

Performance is shown after deduction of ongoing charges. Any entry and exit charges are excluded from the calculation.



### Warning

Past performance is not a reliable indicator of future performance. Markets could develop very differently in the future. It can help you to assess how the fund has been managed in the past.

### Notes

- This fund was launched in April 2022.
- Performance data has been calculated in EUR.

This document should be read in conjunction with the fund's Key Information Document.

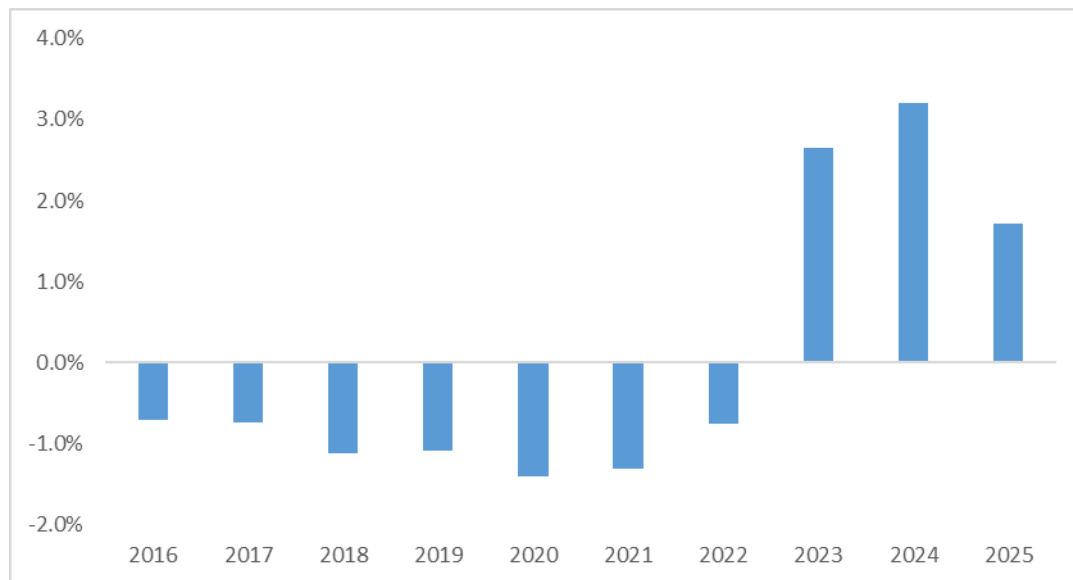
## Deposit Fund Past Performance Information

This fund is managed on behalf of Acorn Life DAC by HSBC Global Asset Management (UK) Limited, the global investment solutions provider of the HSBC Group.

### Past Performance Chart

This chart shows the fund's performance as the percentage loss or gain per year over the last 10 years.

Performance is shown after deduction of ongoing charges. Any entry and exit charges are excluded from the calculation.



### Warning

Past performance is not a reliable indicator of future performance. Markets could develop very differently in the future. It can help you to assess how the fund has been managed in the past.

### Notes

- This fund was launched in July 1989.
- Performance data has been calculated in EUR.

This document should be read in conjunction with the fund's Key Information Document.

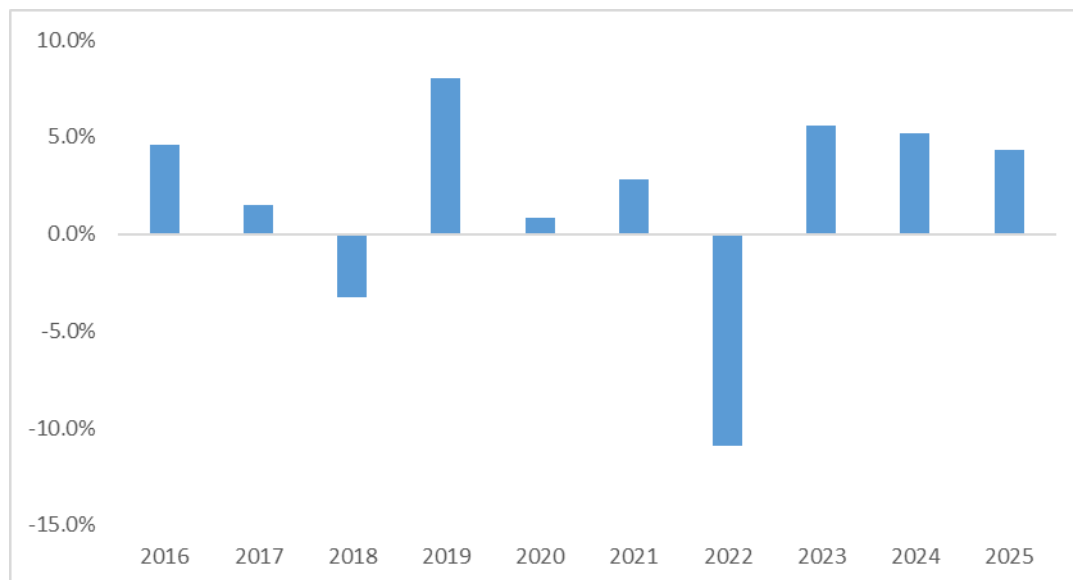
## Cautiously Managed Fund Past Performance Information

This fund is managed on behalf of Acorn Life DAC by HSBC Global Asset Management (UK) Limited, the global investment solutions provider of the HSBC Group.

### Past Performance Chart

This chart shows the fund's performance as the percentage loss or gain per year over the last 10 years.

Performance is shown after deduction of ongoing charges. Any entry and exit charges are excluded from the calculation.



### Warning

Past performance is not a reliable indicator of future performance. Markets could develop very differently in the future. It can help you to assess how the fund has been managed in the past.

### Notes

- This fund was launched in March 2004.
- Performance data has been calculated in EUR.

This document should be read in conjunction with the fund's Key Information Document.

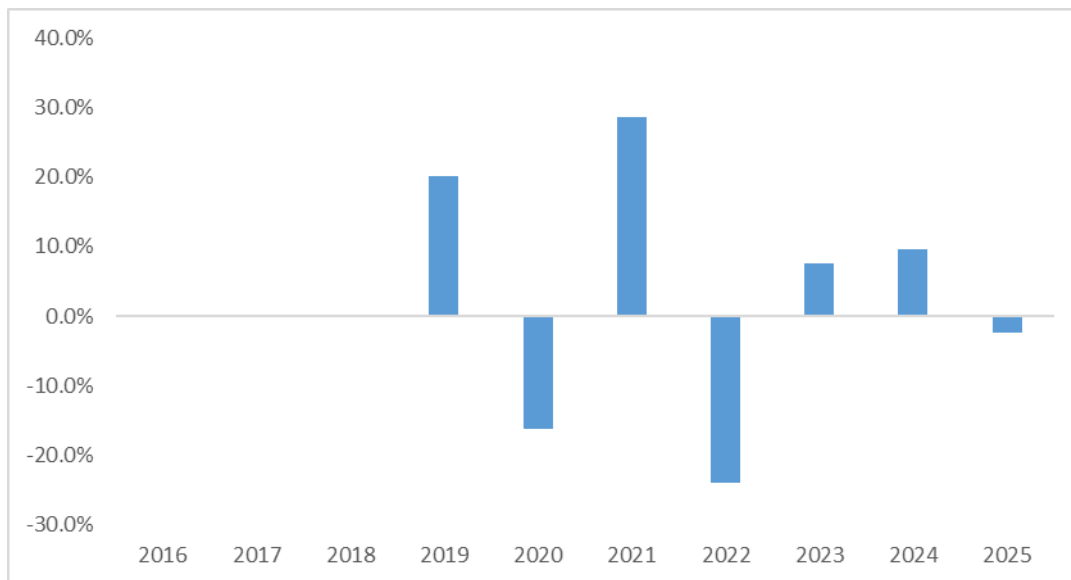
## Global Property Fund Past Performance Information

This fund is managed on behalf of Acorn Life DAC by HSBC Global Asset Management (UK) Limited, the global investment solutions provider of the HSBC Group.

### Past Performance Chart

This chart shows the fund's performance as the percentage loss or gain per year over the last 7 years.

Performance is shown after deduction of ongoing charges. Any entry and exit charges are excluded from the calculation.



### Warning

Past performance is not a reliable indicator of future performance. Markets could develop very differently in the future. It can help you to assess how the fund has been managed in the past.

### Notes

- This fund was launched in October 2017.
- Performance data has been calculated in EUR.

This document should be read in conjunction with the fund's Key Information Document.

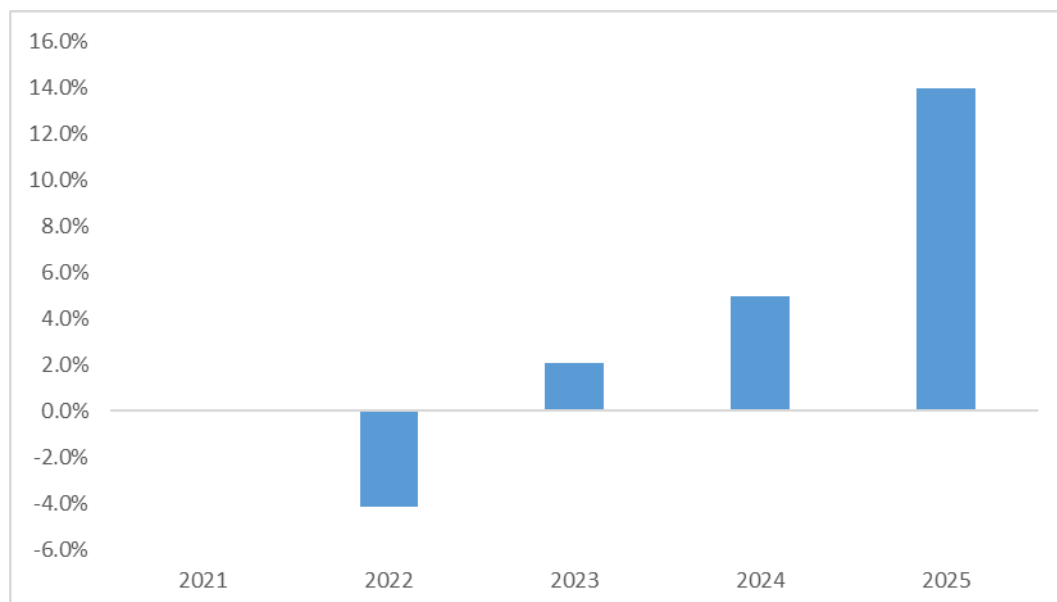
## Target Return Fund Past Performance Information

This fund is managed on behalf of Acorn Life DAC by HSBC Global Asset Management (UK) Limited, the global investment solutions provider of the HSBC Group.

### Past Performance Chart

This chart shows the fund's performance as the percentage loss or gain per year over the last 4 years.

Performance is shown after deduction of ongoing charges. Any entry and exit charges are excluded from the calculation.



### Warning

Past performance is not a reliable indicator of future performance. Markets could develop very differently in the future. It can help you to assess how the fund has been managed in the past.

### Notes

- This fund was launched in November 2021.
- Performance data has been calculated in EUR.

This document should be read in conjunction with the fund's Key Information Document.

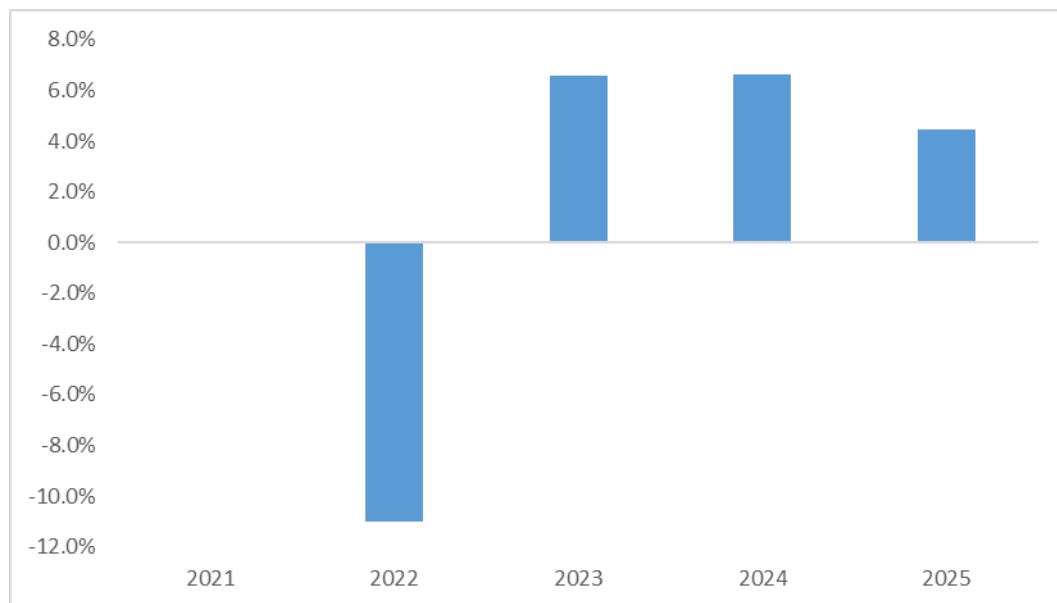
## Cautious Select Fund Past Performance Information

This fund's investment portfolio is implemented through an arrangement between Acorn Life DAC and Mercer Global Investments Europe Limited. In this arrangement, third party investment managers are selected and monitored by Mercer. Mercer Global Investments Europe Limited is regulated by the Central Bank of Ireland.

### Past Performance Chart

This chart shows the fund's performance as the percentage loss or gain per year over the last 4 years.

Performance is shown after deduction of ongoing charges. Any entry and exit charges are excluded from the calculation.



### Warning

Past performance is not a reliable indicator of future performance. Markets could develop very differently in the future. It can help you to assess how the fund has been managed in the past.

### Notes

- This fund was launched in November 2021.
- Performance data has been calculated in EUR.

This document should be read in conjunction with the fund's Key Information Document.

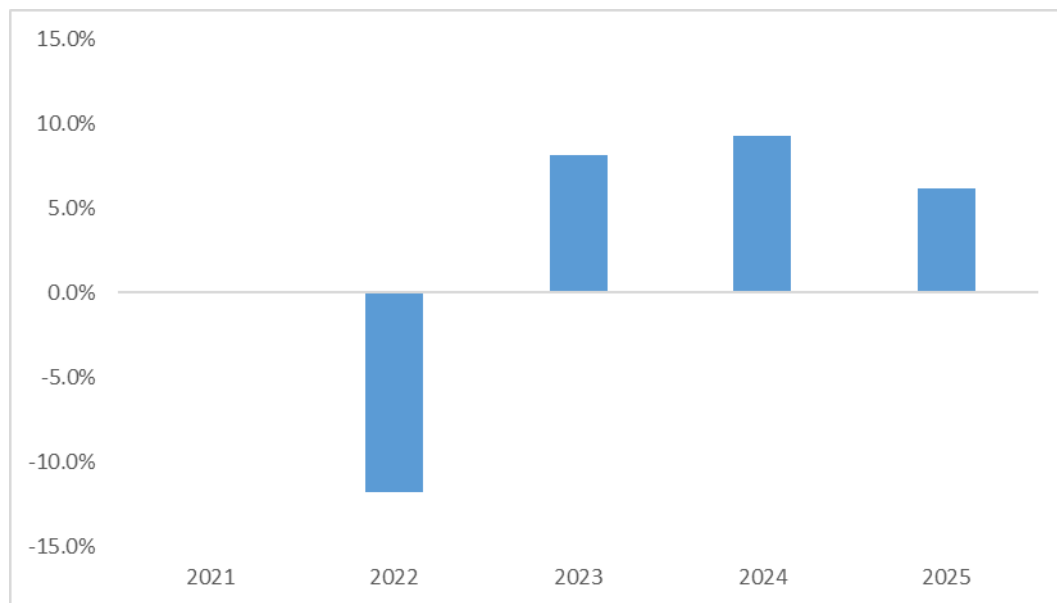
## Moderate Select Fund Past Performance Information

This fund's investment portfolio is implemented through an arrangement between Acorn Life DAC and Mercer Global Investments Europe Limited. In this arrangement, third party investment managers are selected and monitored by Mercer. Mercer Global Investments Europe Limited is regulated by the Central Bank of Ireland.

### Past Performance Chart

This chart shows the fund's performance as the percentage loss or gain per year over the last 4 years.

Performance is shown after deduction of ongoing charges. Any entry and exit charges are excluded from the calculation.



### Warning

Past performance is not a reliable indicator of future performance. Markets could develop very differently in the future. It can help you to assess how the fund has been managed in the past.

### Notes

- This fund was launched in November 2021.
- Performance data has been calculated in EUR.

This document should be read in conjunction with the fund's Key Information Document.

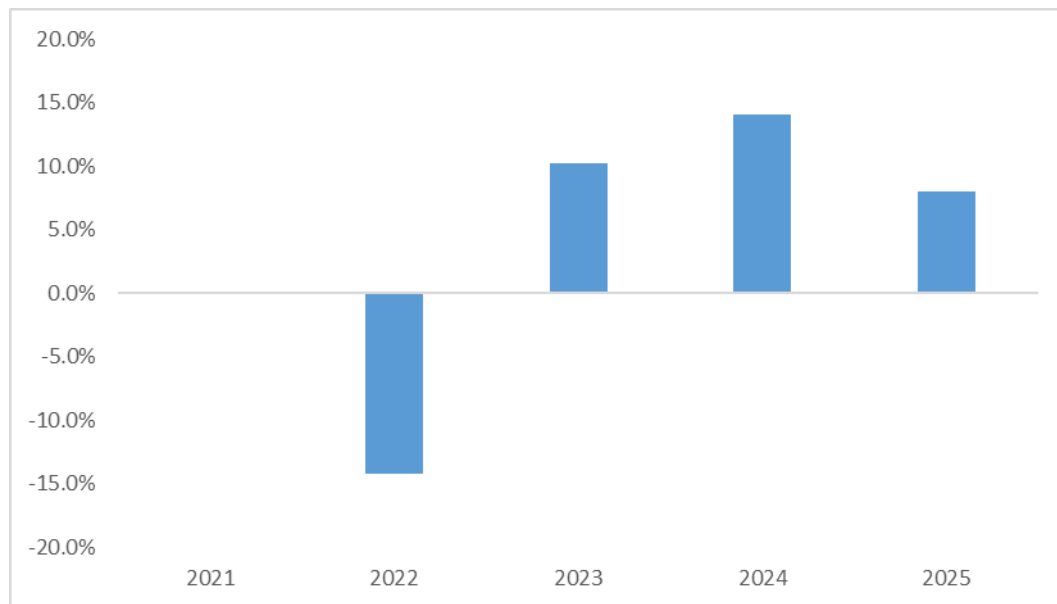
## Diversified Select Fund Past Performance Information

This fund's investment portfolio is implemented through an arrangement between Acorn Life DAC and Mercer Global Investments Europe Limited. In this arrangement, third party investment managers are selected and monitored by Mercer. Mercer Global Investments Europe Limited is regulated by the Central Bank of Ireland.

### Past Performance Chart

This chart shows the fund's performance as the percentage loss or gain per year over the last 4 years.

Performance is shown after deduction of ongoing charges. Any entry and exit charges are excluded from the calculation.



### Warning

Past performance is not a reliable indicator of future performance. Markets could develop very differently in the future. It can help you to assess how the fund has been managed in the past.

### Notes

- This fund was launched in November 2021.
- Performance data has been calculated in EUR.

This document should be read in conjunction with the fund's Key Information Document.

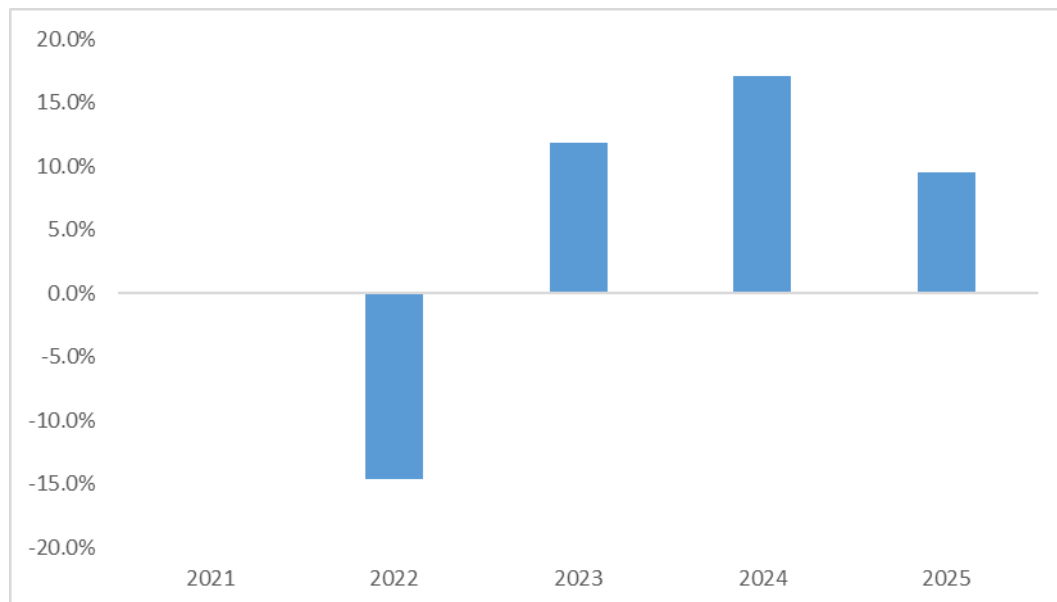
## Dynamic Select Fund Past Performance Information

This fund's investment portfolio is implemented through an arrangement between Acorn Life DAC and Mercer Global Investments Europe Limited. In this arrangement, third party investment managers are selected and monitored by Mercer. Mercer Global Investments Europe Limited is regulated by the Central Bank of Ireland.

### Past Performance Chart

This chart shows the fund's performance as the percentage loss or gain per year over the last 4 years.

Performance is shown after deduction of ongoing charges. Any entry and exit charges are excluded from the calculation.



### Warning

Past performance is not a reliable indicator of future performance. Markets could develop very differently in the future. It can help you to assess how the fund has been managed in the past.

### Notes

- This fund was launched in November 2021.
- Performance data has been calculated in EUR.

This document should be read in conjunction with the fund's Key Information Document.

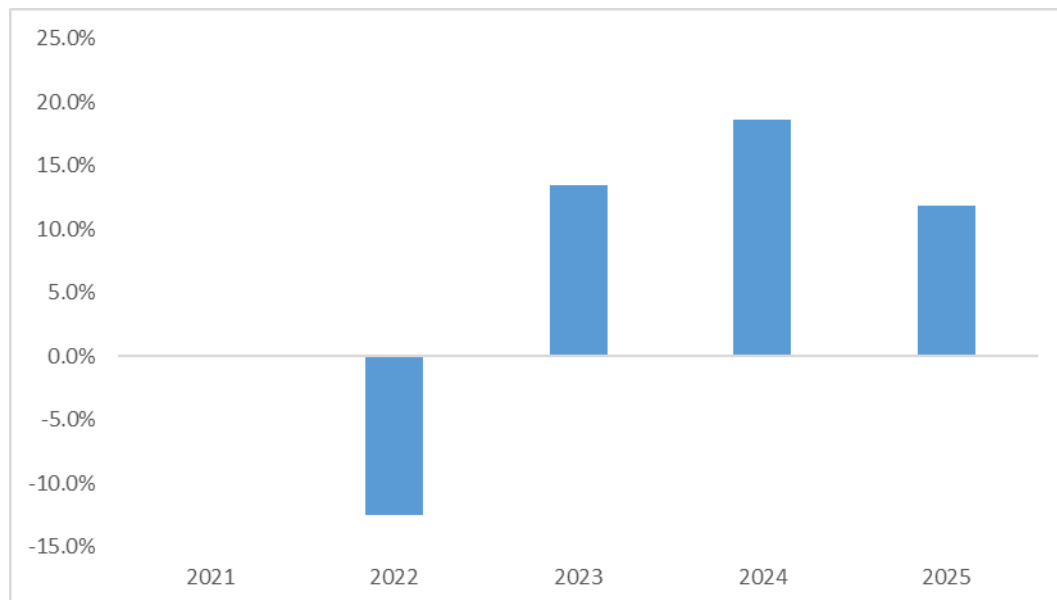
## Adventurous Select Fund Past Performance Information

This fund's investment portfolio is implemented through an arrangement between Acorn Life DAC and Mercer Global Investments Europe Limited. In this arrangement, third party investment managers are selected and monitored by Mercer. Mercer Global Investments Europe Limited is regulated by the Central Bank of Ireland.

### Past Performance Chart

This chart shows the fund's performance as the percentage loss or gain per year over the last 4 years.

Performance is shown after deduction of ongoing charges. Any entry and exit charges are excluded from the calculation.



### Warning

Past performance is not a reliable indicator of future performance. Markets could develop very differently in the future. It can help you to assess how the fund has been managed in the past.

### Notes

- This fund was launched in November 2021.
- Performance data has been calculated in EUR.

This document should be read in conjunction with the fund's Key Information Document.

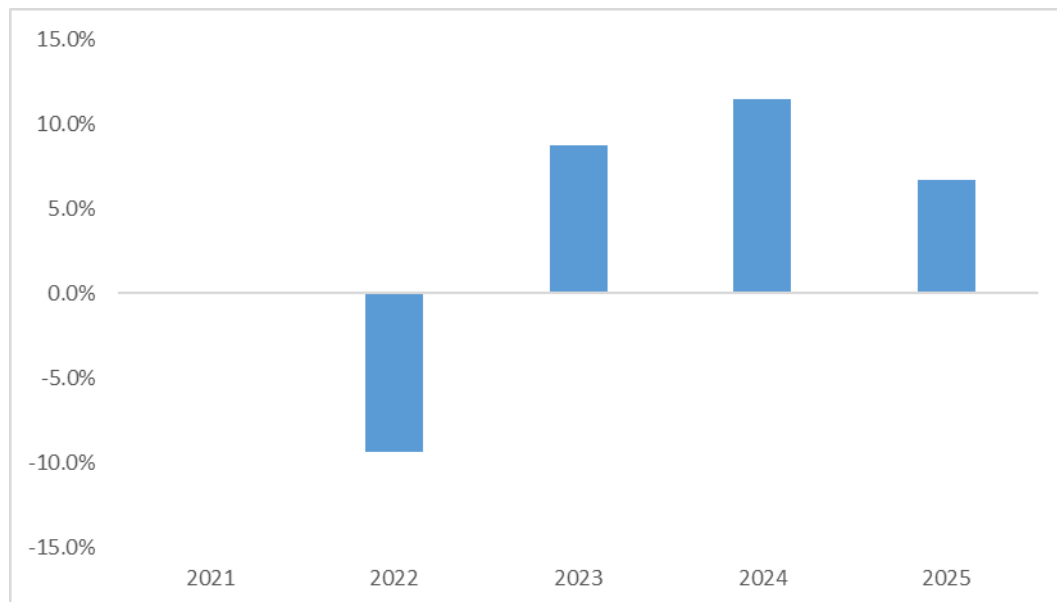
## Diversified Multi-Manager Fund Past Performance Information

This fund's investment portfolio is implemented through an arrangement between Acorn Life DAC and Mercer Global Investments Europe Limited. In this arrangement, third party investment managers are selected and monitored by Mercer. Mercer Global Investments Europe Limited is regulated by the Central Bank of Ireland.

### Past Performance Chart

This chart shows the fund's performance as the percentage loss or gain per year over the last 4 years.

Performance is shown after deduction of ongoing charges. Any entry and exit charges are excluded from the calculation.



### Warning

Past performance is not a reliable indicator of future performance. Markets could develop very differently in the future. It can help you to assess how the fund has been managed in the past.

### Notes

- This fund was launched in November 2021.
- Performance data has been calculated in EUR.

This document should be read in conjunction with the fund's Key Information Document.

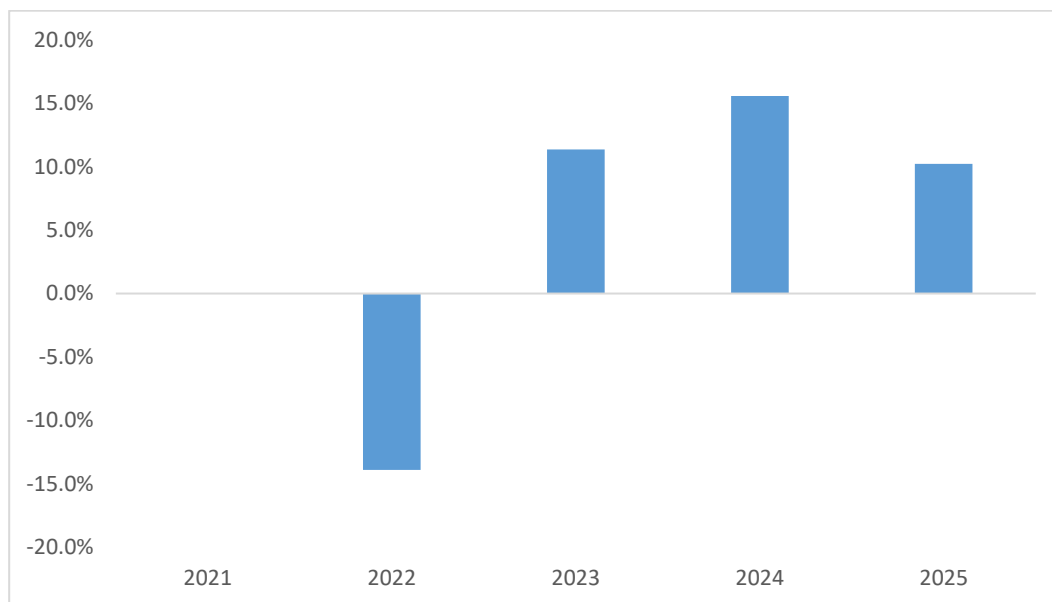
## Dynamic Multi-Manager Fund Past Performance Information

This fund's investment portfolio is implemented through an arrangement between Acorn Life DAC and Mercer Global Investments Europe Limited. In this arrangement, third party investment managers are selected and monitored by Mercer. Mercer Global Investments Europe Limited is regulated by the Central Bank of Ireland.

### Past Performance Chart

This chart shows the fund's performance as the percentage loss or gain per year over the last 4 years.

Performance is shown after deduction of ongoing charges. Any entry and exit charges are excluded from the calculation.



### Warning

Past performance is not a reliable indicator of future performance. Markets could develop very differently in the future. It can help you to assess how the fund has been managed in the past.

### Notes

- This fund was launched in November 2021.
- Performance data has been calculated in EUR.

This document should be read in conjunction with the fund's Key Information Document.